
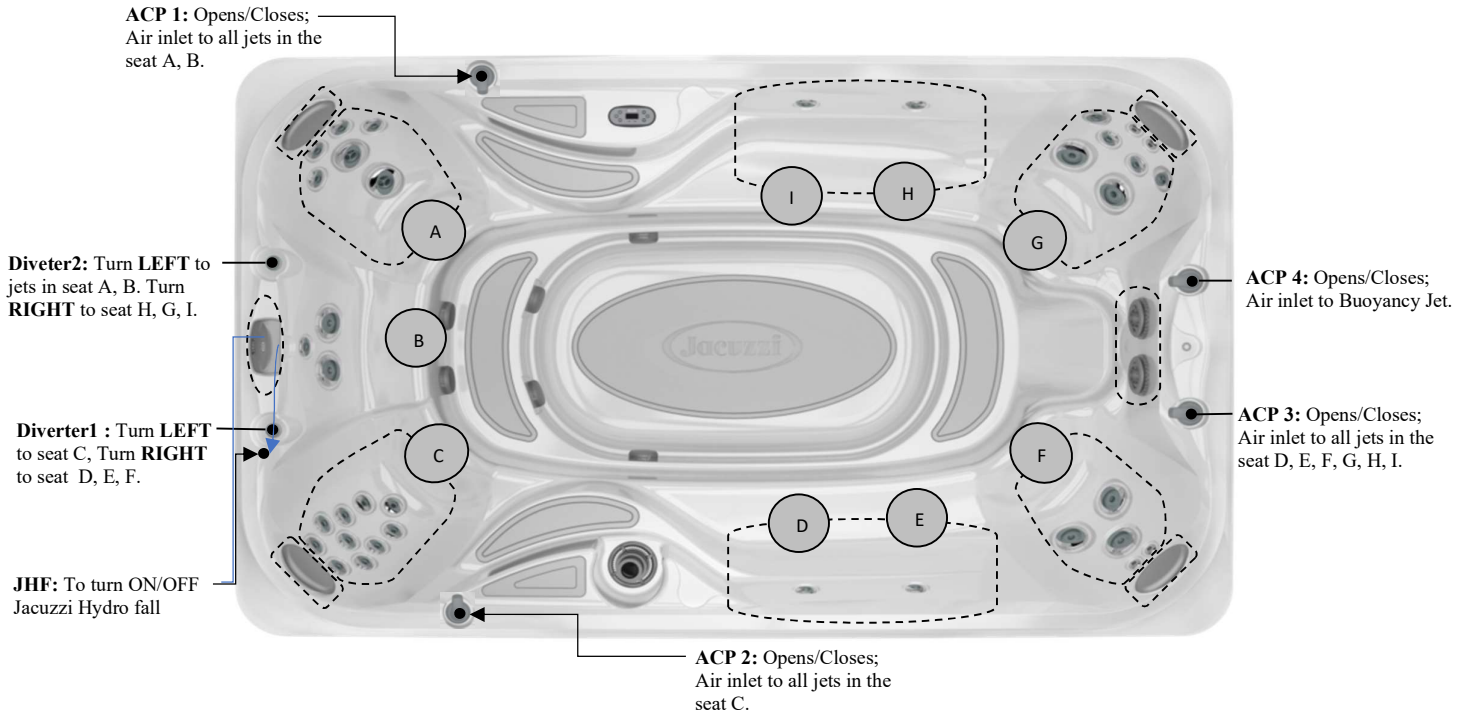


Specification

Seating Capacity	8 Person
Dimensions	150"X 93" X 53" / (381 cm X 236 cm X 134 cm)
Useable Swim Area Dimensions	96" or 244 cm
Dry Weight	2,163 lbs / 981 kg
Filled Weight (Spa Volume)	13,386 lbs / 6,073 kg
Water Capacity (Spa Volume)	1,340 US gallons / 5,092 L
Electronic Controls	TP 600 MAIN SWIM SPA Keypad
Pump 1	North America (60 Hz): 2- Speed, 4 HP, AMPs 12.0/1.0 Europe (50 Hz): 2- Speed, 3 HP, AMPs 10.0/3.0
Pump 2	North America (60 Hz): 2- Speed, 4 HP, AMPs 12.0/1.0 Europe (50 Hz): 2- Speed, 3 HP, AMPs 10.0/3.0
Pump 3	North America (60 Hz): 2- Speed, 4 HP, AMPs 12.0/1.0 Europe (50 Hz): 2- Speed, 3 HP, AMPs 10.0/3.0
Total Seat Jets	35
Seat A Jets	(4)-6020081; (2)-6035084
Seat B Jets	(2)-6030078
Seat C Jets	(10)-6020081
Seat D Jets	(1)-6020081
Seat E Jets	(1)-6020081
Seat F Jets	(2)-6015065; (3)-6020079
Seat G Jets	(2)-6015065; (4)-6020081; (2)-6030078
Seat H Jets	(1)-6020081
Seat I Jets	(1)-6020081
Massage Selectors	YES
Air Controls	4
Water Management System	Standard Clear ray AOP Water Purification
LED Lighting	(2)-20 LED Small Light
Synthetic Cabinet Colours	Smoked Ebony, Modern Hardwood, Brushed Gray
Acrylic Colours	Silver Pearl, Porcelain, Platinum
Headrests	N/A
Waterfalls	Jacuzzi J300 Waterfall
Electrical Requirements	North America (60 Hz): 240 V,60 AMPs GFCI RATED: 48 AMPs Europe (50 Hz):230V, 40A or suitably rated circuit breaker to comply with local electrical codes. GFCI RATED:40 AMPs. RCD breakers with MC.
Warranty	10/5/3 Year limited
Options/ Special Features	<p>1) Fitness and Fun:</p> <ul style="list-style-type: none"> • Aqua Rowing Kit • Aqua Fitness Package <p>2)Covers:</p> <ul style="list-style-type: none"> • PROLAST™ Cover • Summer Cover with Tie Downs • Delete Hardcover • Rollaway Cover • Bracket for Rollaway Cover <p>3)Water Management:</p> <ul style="list-style-type: none"> • CLEARARRAY® Active Oxygen Technology <p>4)Steps:</p> <ul style="list-style-type: none"> • 4 Tier Aqua Step <p>5)Other Popular Upgrades & Options:</p> <ul style="list-style-type: none"> • Auxiliary Heating System By-pass Loop • Swim spa Water Watch • GFCI • Additional 3KW Heater




Massage Selector/Air Control Diagram



ACP- Air controller Pump
 BJ- Buoyancy Jet
 JHF- Jacuzzi Hydro Fall

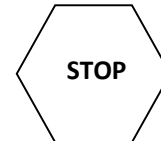
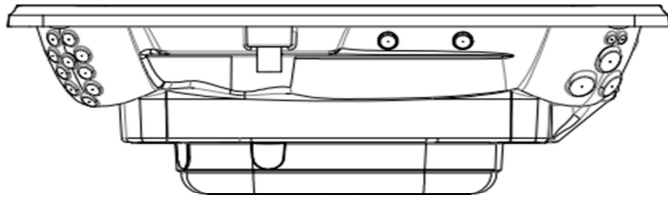
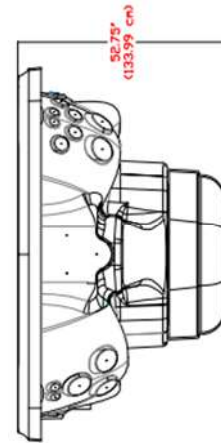
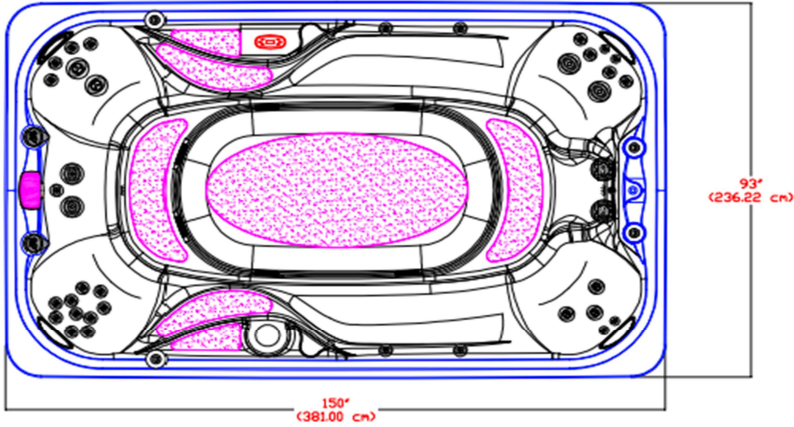
Seat Depth

A = 23.72" (60.24cm)	E = 25.67" (65.20cm)	I = 25.17" (63.93cm)
B = 21.54" (54.71cm)	F = 27.88" (70.81cm)	
C = 26.07" (66.21cm)	G = 26.00" (66.04cm)	
D = 25.67" (65.20cm)	H = 25.17" (63.93cm)	

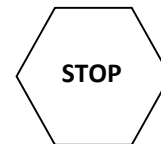


LISTED DIMENSIONS REPRESENT DISTANCE FROM THE TOP OF ACRYLIC TO LOWEST POINT IN THE SEAT. TOLERANCE ±1/16" (0.158CM)

Dimensions



IMPORTANT! Always measure each hot tub for exact dimensions BEFORE designing its foundational support and/or decking



NOTE:

Dimensional tolerances are as follows due to variations in manufacturing:

Length / Width / Height(s): +/- 3/8"

Height Variance (side to side): +/- 1/4"



JACUZZI – J13 POWER PLAY



Year:	2021
Model:	Jacuzzi – J13 Power Play
Size:	150"X 93" X 53" / (381cm X 236cm X 134cm)
Series:	Jacuzzi Power Play Series
Main Keypad:	TP 600 MAIN SWIM SPA Keypad (7005048)
Spa Pack and Heater:	Heater: 5.5 & 3 KW 240 V (NA) , 3 & 3 KW 230V (CE) Controller ST2/ST2- ST2C NA/EU (60,50 Hz)
Pump #1:	North America (60 Hz): 2- SP, 4 HP, AMPs – 12.0/1.0 (6505155) Europe (50 Hz): 2- SP, 3 HP, AMPs – 10.0/3.0 (6510041)
Pump #2:	North America (60 Hz): 2- SP, 4 HP, AMPs – 12.0/1.0 (6505155) Europe (50 Hz): 2- SP, 3 HP, AMPs – 10.0/3.0 (6510041)
Pump #3:	North America (60 Hz): 2- SP, 4 HP, AMPs – 12.0/1.0 (6505155) Europe (50 Hz): 2- SP, 3 HP, AMPs – 10.0/3.0 (6510041)
Circulation Pump:	N/A
Therapy Jets:	(4)- SMT MICRO JET ASSEMBLY (6015065) , (23)- POWER PRO FX JET ASSEMBLY (6020081) , (3)- FXS SPINNER JET ASSEMBLY (6020079) , (4)- FX2 VORTEX III JET ASSEMBLY (6030078) , (2)- POWER STREAM (ROUND) JET (6035072) , (2)- FX2 SPINNER JET ASSEMBLY (6035084)
Air Controls:	(4)- Jacuzzi Air Control (4525117)
Diverter:	(2)- Jacuzzi 2" Water Diverter (4525113)
Filters:	SERENITY 50 SQ.FT Filter (5530023)